

Welcome to the EL Parent Information Night 2021

EL Teacher Nancy Rieth
EL Coordinator
(313) 432-5803
Riethn@gpschools.org

Tonight's Information Includes:

- Student Goal
- Class Description
- EL Assistants
- SIOP
- ACCESS For ELLs 2.0/WIDA
- Schoology
- 3rd Grade Reading Law
- Grosse Pointe Public Schools/Community
- Parent Teacher Conferences
- Adult EL Classes
- Student Code of Conduct



Student Goal

The goal for all EL students in Grosse Pointe Schools is to become successful in the classroom by participating in regular academic and social activities with the guidance of the EL Staff in small groups or individual instruction both in and outside of the classroom. Students will be required to meet academic standards using SIOP (Sheltered Instruction Observation Protocol) as a teaching tool.

Class Description

- EL provides an individualized, usually one-on-one, class which teaches non-fluent English speaking students the language skills they need to become successful in their regular classrooms. The ACCESS/WIDA test measures student's English proficiency.

EL ASSISTANTS

Judy Armbruster

Heather Bresser

Mary Corbet

Danielle Doolittle

Jeanne Flynn

Rosanne Hilu

Danielle Lackner

Stephanie Listman

Christine Morrison

Diann Ohman

Alana Rossman

Pat Steinkampf

SIOP INSTRUCTION

Sheltered Instruction Observation Protocol

- ◉ SIOP is the most widely used method for teaching English Language Learners in K-12 schools in the United States.
- ◉ SIOP is based on extensive research.
- ◉ EL Staff has been trained and integrates the strategies into their lessons.

ACCESS for ELLs 2.0 Score Reports

Presentation for Parents and Families

Overview

1

What is ACCESS for ELLs 2.0?

2

What can I do?

3

Your questions

What is ACCESS for ELLs 2.0?

- An English language proficiency assessment for students in Kindergarten through Grade 12
- Given every year to students who are English language learners
- Monitors the English language development of students



Photo Credit: U.S. Army Corps of Engineers, [flickr](#)

Terms and Ideas



English language learners are students who are eligible to receive support at school with their English language development.

Language development is a process that takes time. Students move along this process at different rates.


Photo Credit: U.S. Department of Education, [flickr](#)

Terms and Ideas

Language proficiency is a measurement of where students are in the process of language development.

ACCESS for ELLs 2.0 measures students' language proficiency every year.





Language and content expectations are closely related. As grade-level learning goals become more complex, each student will need support and “training” to clear the hurdles.

ACCESS for ELLs 2.0

- Most students take the test online, but some may use a paper format.
- Students are tested in Speaking, Listening, Reading and Writing.

The image displays three screenshots of the ACCESS for ELLs 2.0 interface, illustrating the Speaking, Reading, and Listening sections.


Speaking Section: At the Grocery Store
The interface shows a scenario where Pablo and his dad are at a grocery store. A speech bubble contains the text: "Pablo and his dad buy some of the bright, beautiful mangoes. Pablo is happy to have a surprise for his grandmother." The interface includes a "Progress" bar, a "Speaking Training Student" header, and a "Practice Test" button.

Reading Section: Fun at the School Fair
The interface shows a scenario where Ji-hoon wants to buy a toy at a school fair. The text reads: "Ji-hoon wants to buy a toy at the fair. Ji-hoon can buy a toy that costs more than \$0.50 but less than \$1.00." The interface includes a "Progress" bar, a "Reading Training Student" header, and a "Practice Test" button.

Listening Section: Learning to Fly
The interface shows a scenario where a student is learning to fly. The text reads: "Learning to Fly." The interface includes a "Progress" bar, a "Listening Training Student" header, and a "Practice Test" button.

Individual Student Report

- Score reports provide information on a student's progress in the development of English language proficiency.
- Proficiency level scores are reported from 1.0 (beginner) to 6.0 (advanced).



ACCESS for ELLs 2.0*
English Language Proficiency Test

Sample Student
 Birth Date: mm/dd/yyyy | Grade: sample grade
 Tier: sample tier
 District ID: XXXXXXXXXXXXXXXX | State ID: XXXXXXXXXXXXXXXX
 School: sample school
 District: sample district
 State: sample state

Individual Student Report 20XX

This report provides information about the student's scores on the ACCESS for ELLs 2.0 English language proficiency test. This test is based on the WIDA English Language Development Standards and is used to measure students' progress in learning English. Scores are reported as Language Proficiency Levels and as Scale Scores.

Language Domain	Proficiency Level <small>(WIDA 1-6.0)</small>	Scale Score <small>From 100-600</small> and Confidence Band					
		100	200	300	400	500	600
Listening	4.0	350					
Speaking	2.2	320					
Reading	3.4	350					
Writing	3.5	350					
Oral Language <small>50% Listening + 50% Speaking</small>	3.2	344					
Literacy <small>30% Reading + 30% Writing</small>	3.5	350					
Comprehension <small>30% Reading + 30% Listening</small>	3.7	360					
Overall* <small>33% Reading + 35% Writing + 13% Listening + 13% Speaking</small>	3.4	352					

*Overall score is calculated only when all four domains have been assessed. NA: Not available

Domain	Proficiency Level	Students at this level generally can...
Listening	4	understand oral language in English related to specific topics in school and can participate in class discussions, for example: <ul style="list-style-type: none"> - Exchange information and ideas with others - Connect people and events based on oral information - Apply key information about processes or concepts presented orally - Identify positions or points of view on issues in oral discussions
Speaking	2	communicate ideas and information orally in English using language that contains short sentences and everyday words and phrases, for example: <ul style="list-style-type: none"> - Share about what, when, or where something happened - Compare objects, people, pictures, events - Describe steps in cycles or processes - Express opinions
Reading	3	understand written language related to common topics in school and can participate in class discussions, for example: <ul style="list-style-type: none"> - Classify main ideas and examples in written information - Identify main information that tells who, what, when or where something happened - Identify steps in written processes and procedures - Recognize language related to claims and supporting evidence
		communicate in writing in English using language related to common topics in school, for example

What do teachers do with test scores?



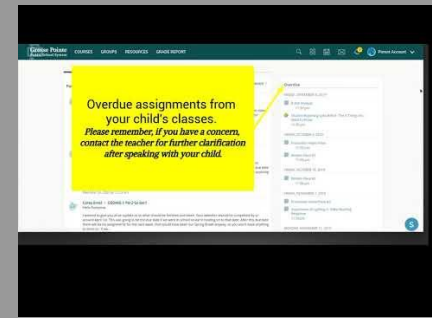
Photo Credit:
woodleywonderworks, [flickr](#)

- We look at what your child does best. We can use these strengths to help your child learn.
- We think about how to support your child in learning English and make plans for our teaching.

What can I do to help my child?

- Ask your child's teacher:
 - What language support do you provide my child?
 - What would you like to know about how my child uses language at home?
 - What score does my child need to exit the program?
- Continue to support your child's language development at home.
 - Read to your child in your home language or English.
 - Ask questions about your child's school work.
 - Talk to your child about topics that are fun and interesting to your family.

Schoology LMS



- Grosse Pointe schools are utilizing Schoology for communication between teachers, students, and parents.
- Schoology is an integrated learning management system (LMS), a website and an app.
- Teachers use Schoology to post assignments and grades.
- Students use Schoology to turn in assignments, check due dates, and send messages to teachers.
- Parents can use Schoology to check grades and have notifications sent to them if their student's assignments are late.
- Most, but not all, elementary teachers use Schoology regularly, **ALL** middle school and high school teachers and students rely on Schoology for daily assignments and assessments.

How to Login to Schoology

IMPORTANT: YOU WILL BE USING THE SAME EMAIL ADDRESS THAT YOU HAVE PROVIDED THE DISTRICT IN MISTAR. YOUR PASSWORD FOR SCHOOLOGY WILL BE THE SAME PASSWORD THAT YOU USE FOR THE MISTAR PARENT PORTAL

1. Go to app.schoology.com (or go to the gpschools.org website and click on Schoology).
2. Sign in using your parent portal email address and parent portal password

Note - If you do not know your password, go to the MiStar Parent Portal and click on “Need your login information?”

3. Click Log In

3rd Grade Reading Law

Beginning with Kindergarten students:

- Students will now be tested for reading proficiency using a state assessment.
- Parents will be notified if a student is not reading proficient.
- English language proficiency will be taken into consideration.

Grosse Pointe Public Schools

⦿ High Schools

- > Grosse Pointe North
- > Grosse Pointe South

⦿ Middle Schools

- > Brownell
- > Parcels
- > Pierce

⦿ Elementary Schools

- > Defer
- > Ferry
- > Kerby
- > Maire
- > Mason
- > Monteith
- > Poupard
- > Richard
- > Trombly



GPPS Board Office 389 St. Clair

High Schools



GP North High School




GP South High School

Middle Schools



[Brownell Middle School](#)



[Parcels Middle School](#)



[Pierce Middle School](#)

Elementary Schools



Defer



Ferry



Kerby



Maire



Mason



Monteith



Richard



Barnes and
Trombly

Public Libraries



Woods Branch
(313) 343-2072

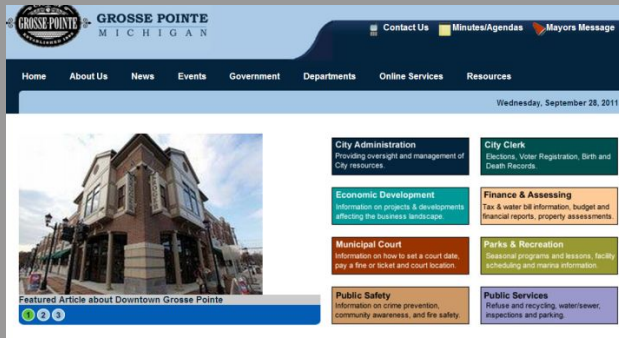


Central Branch
(313) 343-2074



Park (Ewald)
Branch
(313) 343-2071

Grosse Pointe Areas of Interest



[Grosse Pointe City](#)



[Grosse Pointe Farms](#)



[Grosse Pointe Park](#)



[Grosse Pointe Shores](#)



[Grosse Pointe Woods](#)



[Harper Woods](#)

Neighborhood Club

Neighborhood Club

 Activity Search

| home | community | school | business | support | download | gallery | check out

Serving the Grosse Pointe area for more than 100 years

- Youth Activities
- Adult Activities
- All Age Activities
- Education
- Beaumont Program
- Nursery School
- Thrift Shop
- I Am New
- My Account
- How to Register
- Contact Info
- About Us



*Grosse Pointe
Neighborhood
Club*



[[remove note](#)]

TODAY'S GAMES:

Registration Deadlines Extended for:

Fall Basketball: September 27

You can still register online or fax your form to 313.457.2457!

We have openings for Boys-Girls Lacrosse / Flag Football /
Boys-Girls Soccer / Youth Volleyball - Call the office for
availability!

Effective August 1 our offices have relocated to Grosse Pointe
Congregational Church, 240 Chalfonte, Grosse Pointe

Information

[Program Registration Form](#)

[Fall 2011 Program Brochure](#)

[Recreation and Wellness Center Construction Progress](#)

[Financial Information](#)

[Neighborhood Club Board & Staff](#)

[Neighborhood Club Facebook](#)

[2011 Office Hours](#)

[Schools & Fields Location Map](#)

[Weather Policy](#)

[Thrift Shop](#)

Schedule

[Lacrosse](#)



Parent Teacher Conferences

Elementary Schools:

October 13th and 14th.

Middle Schools:

October 20th and 21st.

High Schools: October 27th and 28th.

Face to Face and ZOOM.



Adult Education Opportunities



FREE ADULT EL CLASSES

Garden City Public Schools
and Wayne Resa

When: Tuesday and
Thursday evenings

Starts September 21st

5:00-6:30 p.m.

1-734-762-6352

Translate App



Parent Lending Library

- Variety of books
 - > Grammar
 - > Conversation
 - > Citizenship
 - > Resumes



Riethn@gpschools.org

EL Parent Advisory Committee

Parent Advisors:

We need a middle school parent and a high school parent to join the team. We meet 2-3 times per year to discuss school related topics and current events.

We meet at North High School in room B-228.



Parent Concerns/Issues:

Please contact Nancy Rieth

Riethn@gpschools.org

English as a Second Language/English Language Learners Code of Conduct Agreement

___ I understand that the Grosse Pointe Public School System expects students to follow its rules.

___ I understand that the Grosse Pointe Public School System has a list of items students are not allowed to bring to school.

___ I understand these rules are listed in the Grosse Pointe Public School System's Code of Conduct.

___ I understand that I can find this Code of Conduct on the Grosse Pointe Public School System website at gpschools.org under the ESL tab on the right side of the screen.

___ I understand that this Code of Conduct can be translated into my preferred language.

___ I understand that I should read this Code of Conduct with my child(ren).

___ I understand that any questions can be directed to Nancy Rieth at nancy.rieth@gpschools.org.

THANK YOU!

- Thank you to all the families who attended tonight.
- Thank you to all the dedicated assistants that work with our EL population!

